
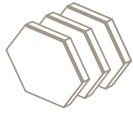


# Wall Mounted on Sheetrock Acoustical Panels Using 3M Command<sup>™</sup> Strip



# Installation Steps

## Packaged Components



Xorel Artform  
Panels with  
Command Strips

## Additional Tools Needed

Measuring Tape  
Pencil  
Wide Field Laser  
Level

## Tips for Installation

Lay out the panels and mounting materials before installing.

We recommend having a rendering/layout of the final design on site for reference during installation.

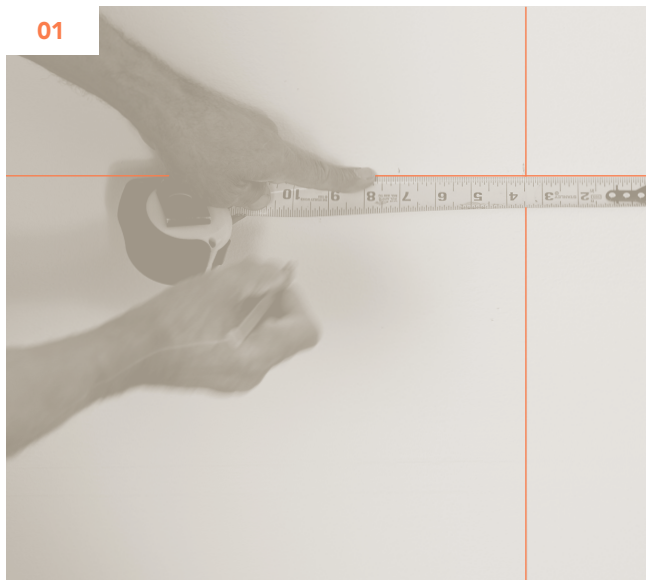
Make sure wall is free of dust/dirt or the Command Strip will not adhere properly.

There should be no openings/gaps between adjacent panels. If there are fit issues with panels, please contact us.

If there are open spaces in a design, an extra panel can be put (not installed) in that space as a placeholder. Once all the panels around the open space are installed the extra panel can be removed.

## Removal Process

To remove Command strips from the wall after panels are taken down, pull the adhesive tab parallel to the wall until the strip releases. Once the strips are removed they cannot be reused. For reapplication Command strips can be purchased at any hardware store.



Using a level or laser, mark the wall where the first row of panels will go and determine a center point of that row.



Locate the arrow on the back of each panel to determine the grain line of the fabric. Each panel's grain line should be in the same direction.



03



Remove the backing from each Command strip.

04



Match the center point of the panel with the center point of the wall, and apply the panel to the wall.

05



Apply pressure to the sides of the panel to make sure the panel is secure. As you install additional panels, interlock each panel to minimize gaps.

06



Once multiple panels are installed, make sure they are level and square using a level or laser.

## Contact Us

Email  
[info@xorelartform.com](mailto:info@xorelartform.com)

Phone  
1-800-727-6770

All Xorel fabrics are C2C Certified.  
Visit [xorelartform.com](http://xorelartform.com) for more information.

© 2019 Carnegie Fabrics, Inc. Printed on recycled paper.  
Xorel is a registered trademark of Carnegie Fabrics Inc.  
Xorel registered trademark and license to distribute is granted by permission of Carnegie Fabrics Inc. USA